



LEVER-NUTS™

- 222 Series Compact Lever-Operated Connectors with CAGE CLAMP®, for Solid and Stranded Wire

222 Series

2, 3 or 5 Conductor Compact Connector

Cross section:	28 – 12 AWG (stranded and solid)
Electrical specs:	600 V (1000 V signs and fixtures) 20 A maximum
Strip length: 	9 - 10 mm / 0.37 in
Maximum operating temperature:	105° C




For all connections requiring...

- Stranded / solid wires
- Wide range of wire sizes
- Combination of different wire sizes and types in one connector
- Small space consumption
- Built-in test point
- Protection against electrical shock, touch safe
- Low installed cost and safe operation
- Maintenance-free connection
- A reusable connector



Item No.	Pack.-unit pcs	Item No.	Pack.-unit pcs	Item No.	Pack.-unit pcs
222-412		222-413		222-415	
222-412/K194-4045	100 pc box (1=100)	222-413/K194-4045	50 pc box (1=50)	222-415/K194-4045	40 pc box (1=40)
222-412/PW05-0005	5 pc blister pack	222-413/PW05-0005	5 pc blister pack	222-415/PW05-0005	5 pc blister pack
		222-413/VE00-2500	2,500 pc bulk bag		

Technical Data

Approvals			
Number of connection points per connector	2	3	5
Potentials per connector	1	1	1
Connection type	CAGE CLAMP® Spring pressure connection technology	CAGE CLAMP® Spring pressure connection technology	CAGE CLAMP® Spring pressure connection technology
Height	14.5 mm/0.571 in	14.5 mm/0.571 in	14.5 mm/0.571 in
Width	12.4 mm/0.488 in	17 mm/0.669 in	26.6 mm/1.047 in
Depth	20.5 mm/0.807 in	20.5 mm/0.807 in	20.5 mm/0.807 in
Color	Gray (w/ orange levers)	Gray (w/ orange levers)	Gray (w/ orange levers)


Accessories

Item No.	Pack.-unit pcs
206-130	1
210-101	1




Operating Tool


Easy as 1, 2, 3...



1) Strip wire



2) Push up lever



3) Insert conductor and push down lever

222 Series Mounting Carrier

<p>Mounting carrier for 222 Series compact connectors</p> <p>Accommodates:</p> <p>2 x 222-415 1 x 222-415 + 1 x 222-413</p> <p>3 x 222-413 1 x 222-415 + 2 x 222-412</p> <p>4 x 222-412 3 x 222-412 + 1 x 222-413</p>	<p>Strain relief plate for 222-500 mounting carrier</p>	<p>Universal right angled adapter for 222-500 mounting carrier 773-332 mounting carrier 273-150 mounting carrier</p>
--	---	--




Item No.	Pack.-unit pcs	Item No.	Pack.-unit pcs	Item No.	Pack.-unit pcs
Mounting carrier , orange, for 2-, 3- or 5-pole compact connectors		Strain relief plate , orange, for snap-on fixing to 222-500 mounting carrier		Universal right angled adapter , gray, in combination with mounting carriers for DIN 35 rail mounting	
222-500	50 (5x10)	222-505	50 (5x10)	222-510	50 (5x10)
Self-adhesive marker strips, plain	210-334				
	1 card				


Assembly



Snapping of lateral connector safety lock.




Mounting of strain relief plate to the mounting carrier.



Snapping the universal right angled carrier on the mounting carrier.

Mounting



Horizontal mounting with strain relief plate on DIN 35 rail using universal right angled adapter.



Strain relief by cable tie on the carrier, transverse to the connectors wiring direction. Molded marking of clamping units.



Horizontal mounting with strain relief plate on level surfaces. Testing connectors via test slots in the carrier.